























































QUESTION BANK

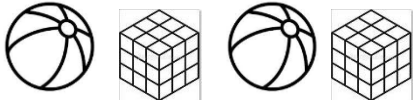
Grade 2- MATHEMATICS

Chapter 4- Patterns

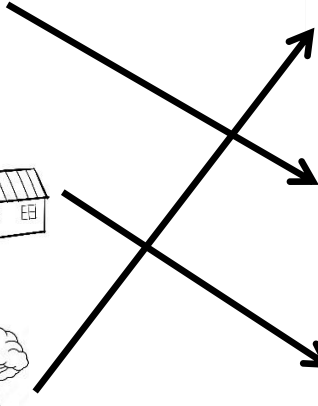
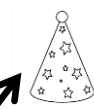
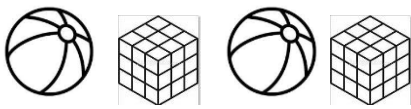
Q.No.	Questions	Mark												
1	<p>Circle the shape that comes next.</p> <table border="1" data-bbox="344 600 879 797"><tr><td></td><td></td><td></td><td></td><td></td><td></td></tr><tr><td></td><td></td><td></td><td></td><td></td><td></td></tr></table> <p>Answer :  </p>													
														
														
2	<p>Complete the pattern.</p> <table border="1" data-bbox="325 1106 1066 1178"><tr><td>44</td><td>55</td><td>66</td><td>77</td><td></td><td></td></tr></table> <table border="1" data-bbox="325 1276 1066 1348"><tr><td></td><td></td><td></td><td></td><td></td><td></td></tr></table> <p>Answer : a) 88, 99 b)  </p>	44	55	66	77									
44	55	66	77											
														
3	<p>Choose the correct answer.</p> <p>47 46 45 44 ---- (42, 43)</p> <p>50 55 60 65 ---- (70, 75)</p> <p>Answer : 43, 70</p>													

4

Match the following.

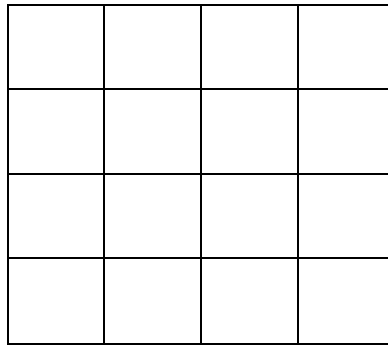


Answer :



5

Draw a pattern which you like to have on the wall tiles.



Answer :

